
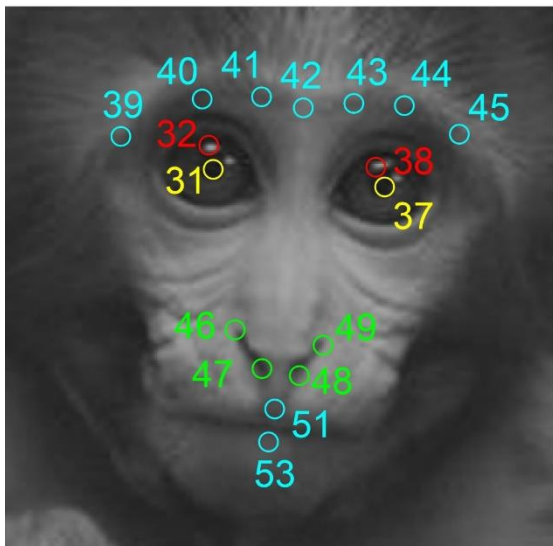



Primate_Face model

Claire Witham

Centre for Macaques, MRC Harwell, UK

Model trained on photos and videos of rhesus macaque faces – mostly forward facing or in profile. Includes range of ages from infant to adult and both sexes. Shows reasonable transference to other primates especially other macaque species.



Landmark_Number	Landmark_Name	Description (assumes monkey is upright and facing forward)
1	HeadTop_Mid	Centre of top of head
2	RightEarTop_Join	Where the top of the right ear joins the side of the face
3	RightEarTop_High	Highest point of the right ear
4	RightEar_Outer	Outermost point of right ear
5	RightEarBottom_Low	Lowest point of right ear
6	RightEarBottom_Join	Where the bottom of the right ear joins the side of the face
7	RightEar_Tragus	Tragus of the right ear
8	OutlineTop_Mid	Top centre of outline of face (outline is edge of the hairless area)
9	OutlineTop_Right	Outline at point horizontally aligned to right eye
10	OutlineRight_Brow	Outline at point vertically aligned to right eye
11	OutlineRight_Indent	Right indent of outline, immediately above right cheek
12	OutlineRight_Cheek	Outermost point on outline of right cheek
13	OutlineRight_Mouth	Right corner of mouth
14	OutlineChin_Mid	Point on outline of centre of chin
15	OutlineLeft_Mouth	Left corner of mouth
16	OutlineLeft_Cheek	Outermost point on outline of left cheek
17	OutlineLeft_Indent	Left indent of outline, immediately above left cheek
18	OutlineLeft_Brow	Outline at point vertically aligned to left eye
19	OutlineTop_Left	Outline at point horizontally aligned to left eye
20	LeftEarTop_Join	Where the top of the left ear joins the side of the face
21	LeftEarTop_High	Highest point of the left ear
22	LeftEar_Outer	Outermost point of left ear
23	LeftEarBottom_Low	Lowest point of left ear
24	LeftEarBottom_Join	Where the bottom of the left ear joins the side of the face
25	LeftEar_Tragus	Tragus of the left ear
26	Eyes_MidPoint	Point halfway between two eyes on midline of face
27	RightEye_Inner	Inner corner of right eye
28	RightEye_Top	Highest point of right eye
29	RightEye_Outer	Outer corner of right eye
30	RightEye_Bottom	Lowest point of right eye
31	RightEye_Pupil	Centre of pupil of right eye
32	RightEye_Highlight	Main highlight of right eye
33	LeftEye_Inner	Inner corner of left eye
34	LeftEye_Top	Highest point of left eye
35	LeftEye_Outer	Outer corner of left eye
36	LeftEye_Bottom	Lowest point of left eye
37	LeftEye_Pupil	Centre of pupil of left eye
38	LeftEye_Highlight	Main highlight of left eye
39	RightBrow_Outer	Outer right point of brow (approx aligned with outer corner of right eye)
40	RightBrow_Top	Top right point of brow (approx aligned with centre of right eye)
41	RightBrow_Inner	Inner right point of brow (approx aligned with inner corner of right eye)
42	Brow_MidPoint	Mid point of brow

43	LeftBrow_Inner	Inner left point of brow (approx aligned with inner corner of left eye)
44	LeftBrow_Top	Top left point of brow (approx aligned with centre of right eye)
45	LeftBrow_Outer	Outer left point of brow (approx aligned with outer corner of left eye)
46	RightNostrils_Top	Centre of top edge of right nostril
47	RightNostrils_Bottom	Centre of bottom edge of right nostril
48	LeftNostrils_Bottom	Centre of bottom edge of left nostril
49	LeftNostrils_Top	Centre of top edge of left nostril
50	NostrilsTop_Centre	Mid point of top of nostrils (on midline)
51	UpperLip_Centre	Centre of upper lip
52	LipsMeet_Centre	Midpoint of lips (only present if lips meet)
53	LowerLip_Centre	Centre of lower lip
54	MidPoint_Nostrils_Mouth	Midpoint between bottom of nostrils and top lip (on midline)
55	Neck_Nape (not shown)	Where back of head joins body (only present in profile)